


# LG NeON<sup>®</sup> 2 BiFacial


LG390N2T-J5 | LG395N2T-J5 | LG400N2T-J5



72

**390W | 395W | 400W**

The LG NeON<sup>®</sup> 2 BiFacial is designed to absorb sunlight both from the front and the rear sides of its NeON<sup>®</sup> cell by using a transparent backsheet. The dual faces of the cell result in higher energy generation.



## Features



### Enhanced Product Warranty

LG provides the product warranty of the LG NeON<sup>®</sup> 2 BiFacial to an industry-leading 25 years.



### Bifacial Energy Yield

LG NeON<sup>®</sup> 2 BiFacial modules use highly efficient bifacial solar cell, "NeON" applied Cello technology. Through the Cello technology, LG NeON<sup>®</sup> 2 BiFacial can achieve up to 30% more energy than standard PV module.



### Better Performance on a Sunny Day

LG NeON<sup>®</sup> 2 BiFacial now performs better on sunny days, thanks to its improved temperature coefficient.



### More Generation on a Cloudy Day

The LG NeON<sup>®</sup> 2 BiFacial performs well on cloudy days; weak sunlight conditions cause a low energy reduction.

**When you go solar, ask for the brand you can trust: LG Solar**

## About LG Electronics

LG Electronics is a global leader in electronic products in the clean energy markets by offering solar PV panels and energy storage systems. The company first embarked on a solar energy source research program in 1985, supported by LG Group's vast experience in the semi-conductor, LCD, chemistry and materials industries. In 2010, LG Solar successfully released its first MonoX<sup>®</sup> series to the market, which is now available in 32 countries. The NeON<sup>®</sup> (previous MonoX<sup>®</sup> NeON), NeON<sup>®</sup>2, NeON<sup>®</sup>2 BiFacial won the "Intersolar AWARD" in 2013, 2015 and 2016, which demonstrates LG's leadership and innovation in the solar industry.

**LG Solar**

# LG NeON<sup>®</sup> 2 BiFacial

LG390N2T-J5 | LG395N2T-J5 | LG400N2T-J5

Preliminary

## General Data

Cell Properties (Material/Type)	Monocrystalline/N-type
Cell Maker	LG
Cell Configuration	72 Cells (6 x 12)
Number of Busbars	12EA
Module Dimensions (L x W x H)	2,024mm x 1,024mm x 40 mm
Weight	20.3 kg
Glass (Thickness/Material)	2.8mm/Tempered Glass with AR Coating
Backsheet (Color)	Transparent
Frame (Material)	Anodized Aluminium
Junction Box (Protection Degree)	IP 68 with 3 Bypass Diodes
Cables (Length)	1,200mm x 2EA
Connector (Type/Maker)	MC 4/MC

## Temperature Characteristics

NMOT*	[°C]	42 ± 3
Pmax	[%/°C]	-0.36
Voc	[%/°C]	-0.27
Isc	[%/°C]	0.03

\* NMOT (Nominal Module Operating Temperature): Irradiance 800 W/m<sup>2</sup>, Ambient temperature 20 °C, Wind speed 1 m/s, Spectrum AM 1.5

## Electrical Properties

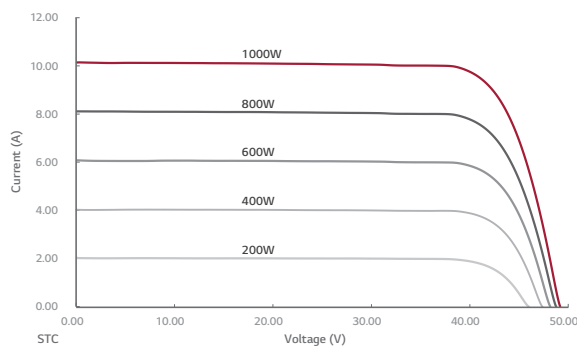
Model	LG390N2T-J5			LG395N2T-J5			LG400N2T-J5		
	STC*	Bif100**	Bif200**	STC*	Bif100**	Bif200**	STC*	Bif100**	Bif200**
Maximum Power (Pmax) [W]	390	415	440	395	420	445	400	425	450
MPP Voltage (Vmpp) [V]	40.7	40.7	40.7	41.1	41.1	41.1	41.5	41.5	41.5
MPP Current (Imp) [A]	9.59	10.20	10.81	9.62	10.22	10.83	9.65	10.24	10.84
Open Circuit Voltage (Voc) [V]	49.5	49.5	49.5	49.6	49.6	49.6	49.7	49.7	49.7
Short Circuit Current (Isc) [A]	10.14	10.78	11.43	10.18	10.81	11.46	10.22	10.85	11.48
Module Efficiency [%]	18.8	20.0	21.2	19.1	20.3	21.5	19.3	20.5	21.7
Pmax Bifaciality Coefficient [%]				70 ± 5					
Power Tolerance [%]				0 - +3					

\* STC (Standard Test Condition): Irradiance 1000W/m<sup>2</sup>, Cell temperature 25°C, AM 1.5, Measure Tolerance: ± 3%  
 \*\* The electrical properties of Bif100 and Bif200 measure under the front side irradiance 1000W/m<sup>2</sup> + (100W/m<sup>2</sup> or 200W/m<sup>2</sup>) x BiFi. Use 100W/m<sup>2</sup> for Bif100 and 200W/m<sup>2</sup> for Bif200.

## Electrical Properties (NMOT)

Model	LG390N2T-J5			LG395N2T-J5			LG400N2T-J5		
	STC	Bif100	Bif200	STC	Bif100	Bif200	STC	Bif100	Bif200
Maximum Power (Pmax) [W]	292	311	330	296	315	333	300	318	337
MPP Voltage (Vmpp) [V]	38.2	38.2	38.2	38.6	38.6	38.6	39.0	39.0	39.0
MPP Current (Imp) [A]	7.65	8.13	8.62	7.67	8.15	8.63	7.69	8.16	8.65
Open Circuit Voltage (Voc) [V]	46.7	46.7	46.7	46.8	46.8	46.8	46.9	46.9	46.9
Short Circuit Current (Isc) [A]	8.15	8.67	9.19	8.19	8.70	9.21	8.22	8.72	9.23

## I-V Curves



## Certifications and Warranty

Certifications	IEC 61215-1/-1-1/2:2016, IEC 61730-1/2:2016, UL 1703
	ISO 9001, ISO 14001, ISO 50001
	OHSAS 18001
Salt Mist Corrosion Test	IEC 61701:2012 Severity 6
Ammonia Corrosion Test	IEC 62716:2013
Module Fire Performance	Type 1 (UL 1703)
Fire Rating	Class C (UL 790, ULC/ORD C 1703)
Solar Module Product Warranty	25 Years
Solar Module Output Warranty	Linear Warranty*

Improved: 1st year 98%, from 2-24th year: 0.33%/year down, after 25th year: 90.08%

## Operating Conditions

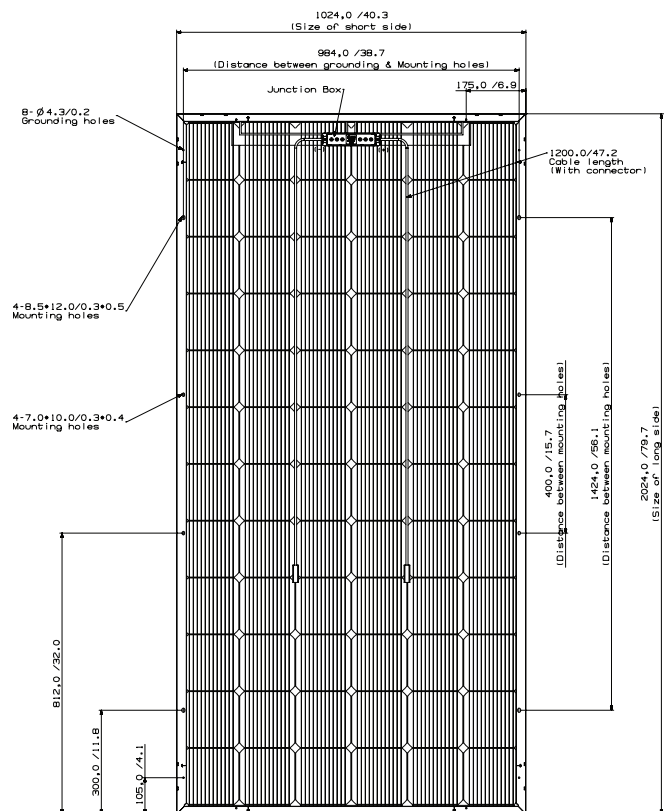
Operating Temperature	[°C]	-40 ~ +90
Maximum System Voltage	[V]	1,000(IEC)/1500(UL)
Maximum Series Fuse Rating	[A]	20
Mechanical Test Load (Front)	[Pa/psf]	5,400/113
Mechanical Test Load (Rear)	[Pa/psf]	3,000/63

\* Test Load = Design Load x Safety Factor (1.5)

## Packaging Configuration

Number of Modules per Pallet	[EA]	25
Number of Modules per 40ft HQ Container	[EA]	550
Packaging Box Dimensions (L x W x H)	[mm]	2,080 x 1,120 x 1,226
Packaging Box Gross Weight	[kg]	551

## Dimensions (mm/inch)



LG Electronics Inc.  
 Solar Business Division  
 2000 Millbrook Drive  
 Lincolnshire, IL 60069  
 www.lg-solar.com

Product specifications are subject to change without notice.  
 LG390-400N2T-J5.pdf

© 2019 LG Electronics. All rights reserved.

